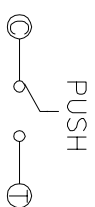


TER	ANG: (20°)	(15°)	(15°)	(20°)
①				
②				
③				

0° (ZZZ=NO)

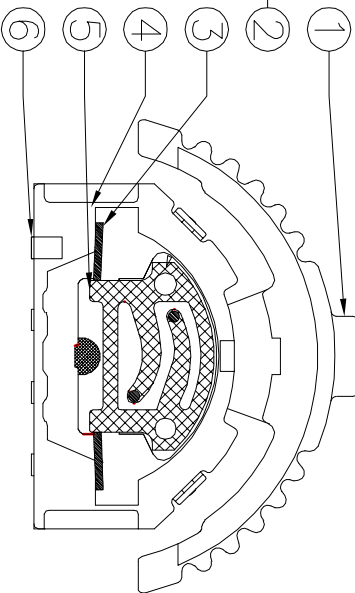
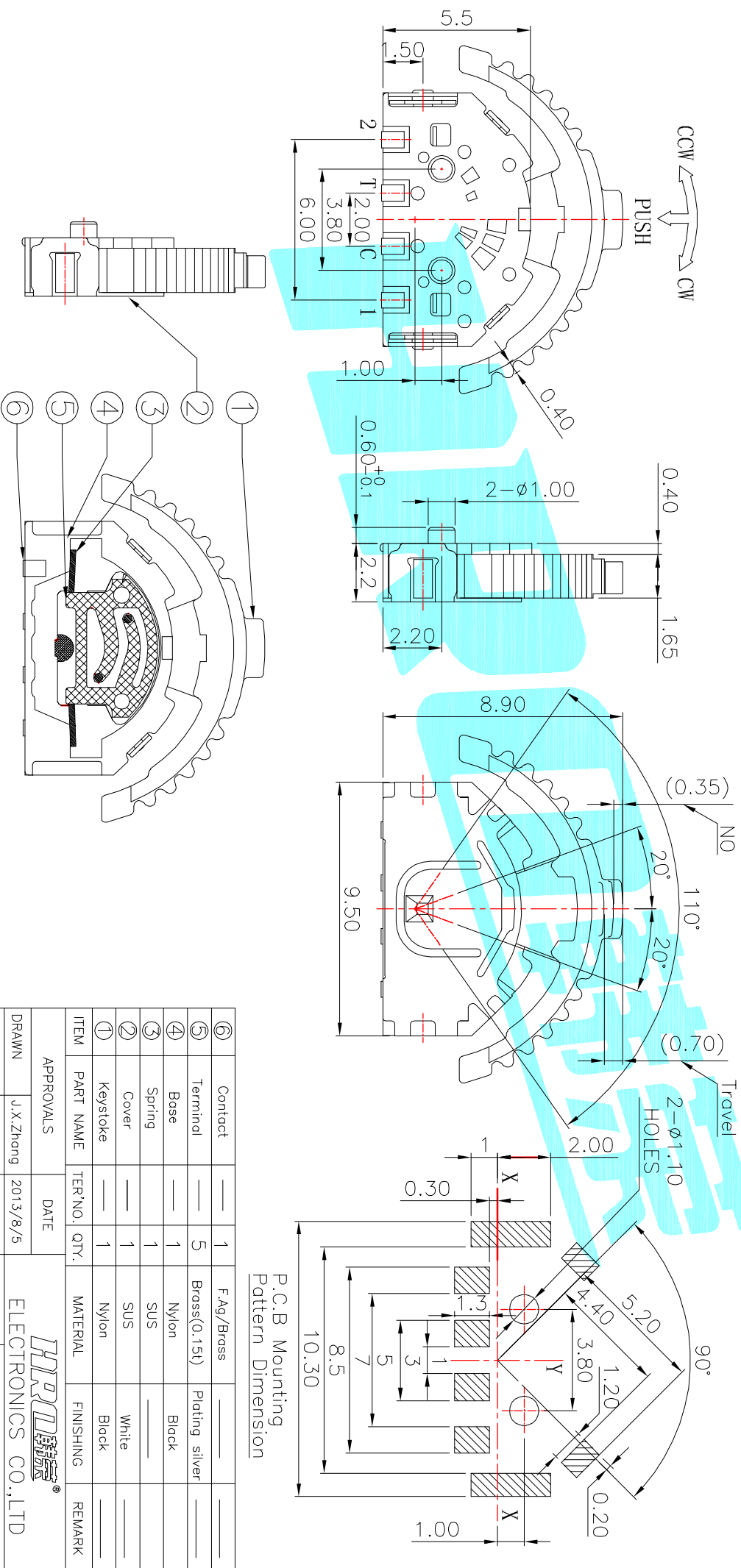
CCW → → CW

CODE TABLE



Circuit Diagram

NOTE:
Operating Force:
lever portion 70 ± 40 gf
Push portion 250 ± 40 gf



⑥	Contact	—	1	F.Ag/Brass	—	—
⑤	Terminal	—	5	Brass(0.15)	Plating silver	—
④	Base	—	1	Nylon	Black	—
③	Spring	—	1	SUS	—	—
②	Cover	—	1	SUS	White	—
①	Keystroke	—	1	Nylon	Black	—

APPROVALS

DRAWN J.X.Zhang 2013/8/5



ELECTRONICS CO.,LTD

CHECKED

TITLE: MULTIFUNCTIONAL SWITCHS

APPROVALS

PART NO. K1-1511SA-01

ECN NO.	REV.	DATE.	DESCRIPTION.	CHANGE.	CHECK.	APPRO.	TOLERANCES ARE	30~12.5 ±	±0.30	ANGLE	UNIT: mm	SCALE: 1:1	PROJ: ①
	A		NEW				10~30	±0.20		±2°			
							5~10	±0.15					
							~5	±0.10					