ROHS

http://www.okhro.com

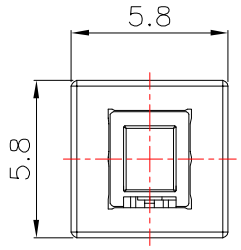

NOTE:
1.Operating Force: 180gf±50gf
2.Travel : 2.0±0.2mm

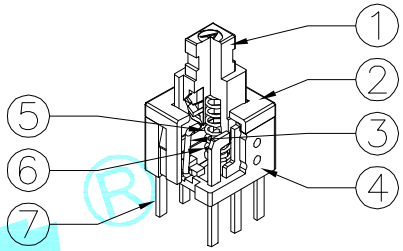

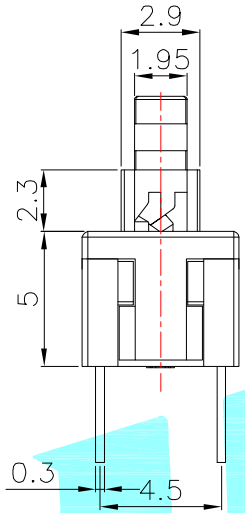

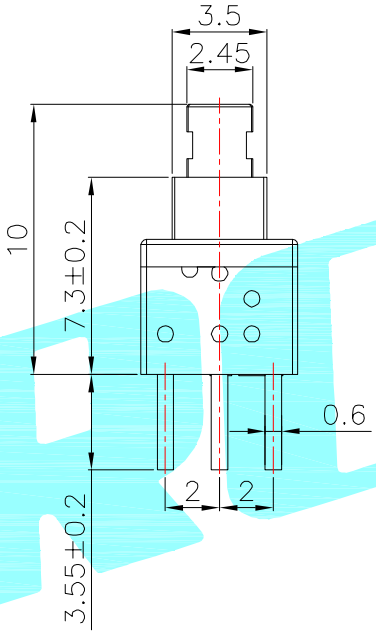

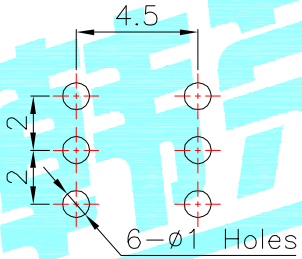

PCB Layout(Pattern Side)

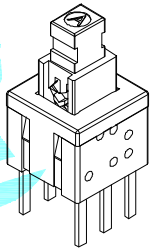

NO.	Operating Type	Part No.
1	Push To Lock	K8-5851D-L1
2	Push No Lock	K8-5851D-N1
3	Push No Sound No Lock	K8-5851D-NN

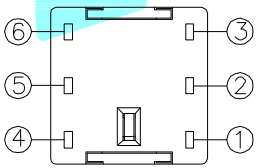

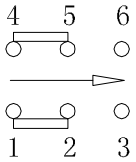

Circuit Diagram

ITEM	PART NAME	TER'NO.	QTY.	MATERIAL	FINISHING	REMARK
⑦	Terminal	——	6	Brass strip	Plating silver	——
⑥	Contact	——	2	Phosphor bronze	Plating silver	——
⑤	Spring	——	1	SUS	Natural	——
④	Base	——	1	Nylon	Gray	——
③	Crochet Needle	——	1	SUS	Natural	——
②	Cover	——	1	POM	Black	——
①	KNOB	——	1	POM	White	——

APPROVALS		DATE	HRO韩荣® ELECTRONICS CO.,LTD
DRAWN	J.X.Zhang	2013/10/16	
CHECKED			TITLE: PUSHBUTTON SWITCHS
APPROVALS			PART NO.

TOLERANCES ARE			ANGLE	UNIT: mm	SCALE: 1:1	PROJ:
	30~以上	±0.30	±2°	DRAWING NO.	——	SHEET 1 OF 1
	10~30	±0.20				
	5~10	±0.15				
	~ 5	±0.10				

ECN NO.	REV.	DATE.	DESCRIPTION.	CHANGE.	CHECK.	APPRO.
——	A	——	NEW	——	——	——