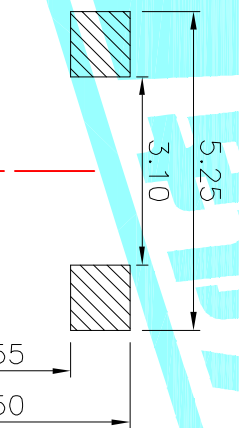



Circuit Diagram

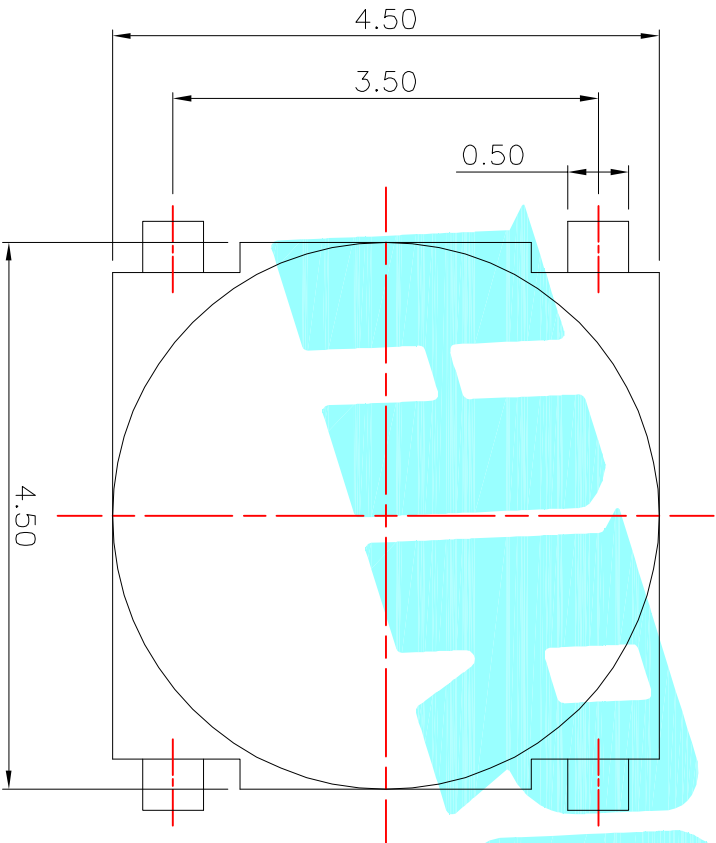


NO.1	
PART NO	vigor
1	90±30
2	130±30
3	180±30
4	250±30
5	350±50



NO.2-NO.3	
PART NO	NOTE
01~99	SERIAL NUMBER

PCB Layout (Pattern Side)



Note:
Toler:0.20±0.1mm

ITEM	PART NAME	TER'NO.	QTY.	MATERIAL	FINISHING	REMARK
④	Dust cover	—	1	KAPTON FILM	Yellow	—
③	Terminal	—	4	Phosphor Bronze	Plating silver	—
②	Contact	—	1	F.Ag/SUS	Plating silver	—
①	Base	—	1	Nylon	Black	—

APPROVALS		DATE	TITLE:	
DRAWN	J.X.Zhang	2013/7/17	TACT SWITCHS	
CHECKED			ELECTRONICS CO.,LTD	

ECN NO.	REV.	DATE.	DESCRIPTION.	CHANGE.	CHECK.	APPRO.	TOLERANCES ARE	30°~45° ±	±0.30	ANGLE	PART NO.	SCALE: 1:1	PROJ:	SHEET 1 OF 1
	A		NEW				10~30 ±0.20	±0.15	±2'	mm	K2-1824SR-BOSW-□□			