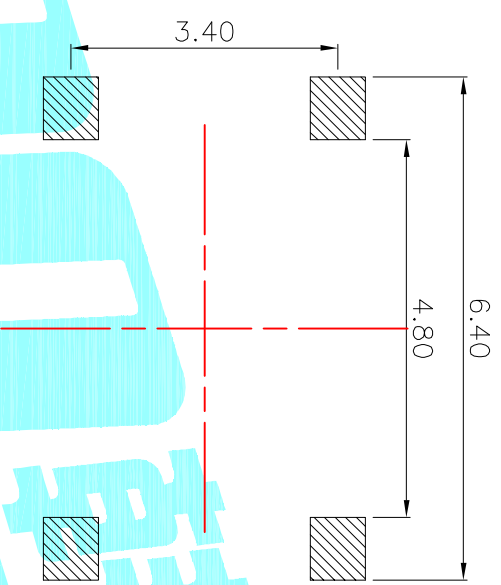
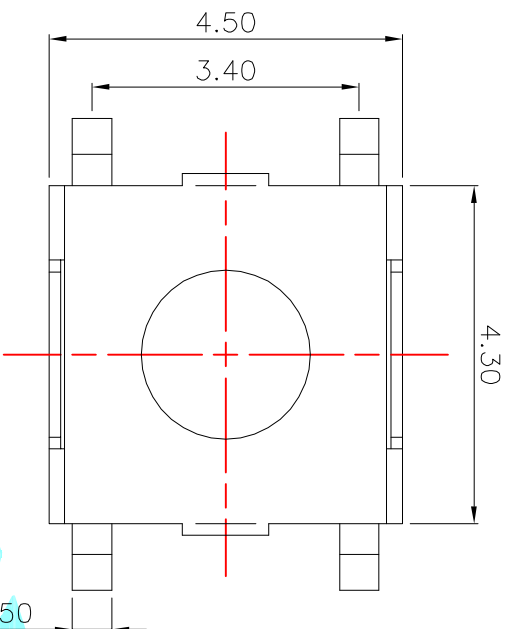


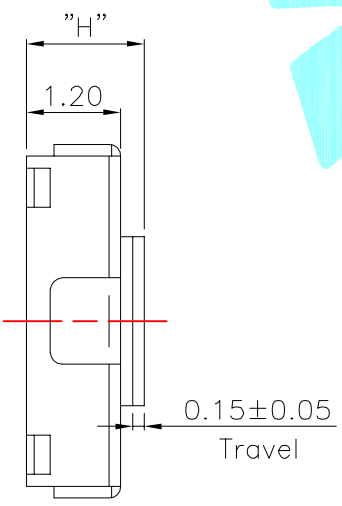
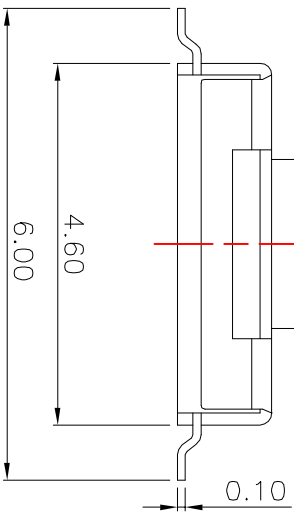
Circuit Diagram



NO.1	
PART NO	H
A	1.5
F	2.8

NO.2	
PART NO	vigor
1	90±30
2	130±30
3	180±30
4	250±30
5	350±50

NO.3-NO.4	
PART NO	NOTE
01~99	SERIAL NUMBER



ITEM	PART NAME	TER'NO.	QTY.	MATERIAL	FINISHING	REMARK
⑤	Terminal	—	4	Phosphor Bronze	Plating silver	—
④	Contact	—	1	F.Ag/C5210	—	—
③	Base	—	1	PA46	White	UL94V-0
②	Cover	—	1	SPCC	Plating Sn	—
①	Keystroke	—	1	PA46	White	UL94V-0

APPROVALS		DATE
DRAWN	J.X.Zhang	2013/7/17

CHECKED		TITLE: TACT SWITCHS	
APPROVALS		PART NO.	K2-1127SN-□□SW-□□
TOLERANCES ARE		SCALE:	1:1
30~12.5	±0.30	UNIT:	mm
10~30	±0.20	DRAWING NO.	—
5~10	±0.15	SHEET	1 OF 1
~5	±0.10		

ECN NO.	REV.	DATE.	DESCRIPTION.	CHANGE.	CHECK.	APPRO.
	B					
	A		NEW			



ELECTRONICS CO.,LTD